

SITE LOCATION
NTS

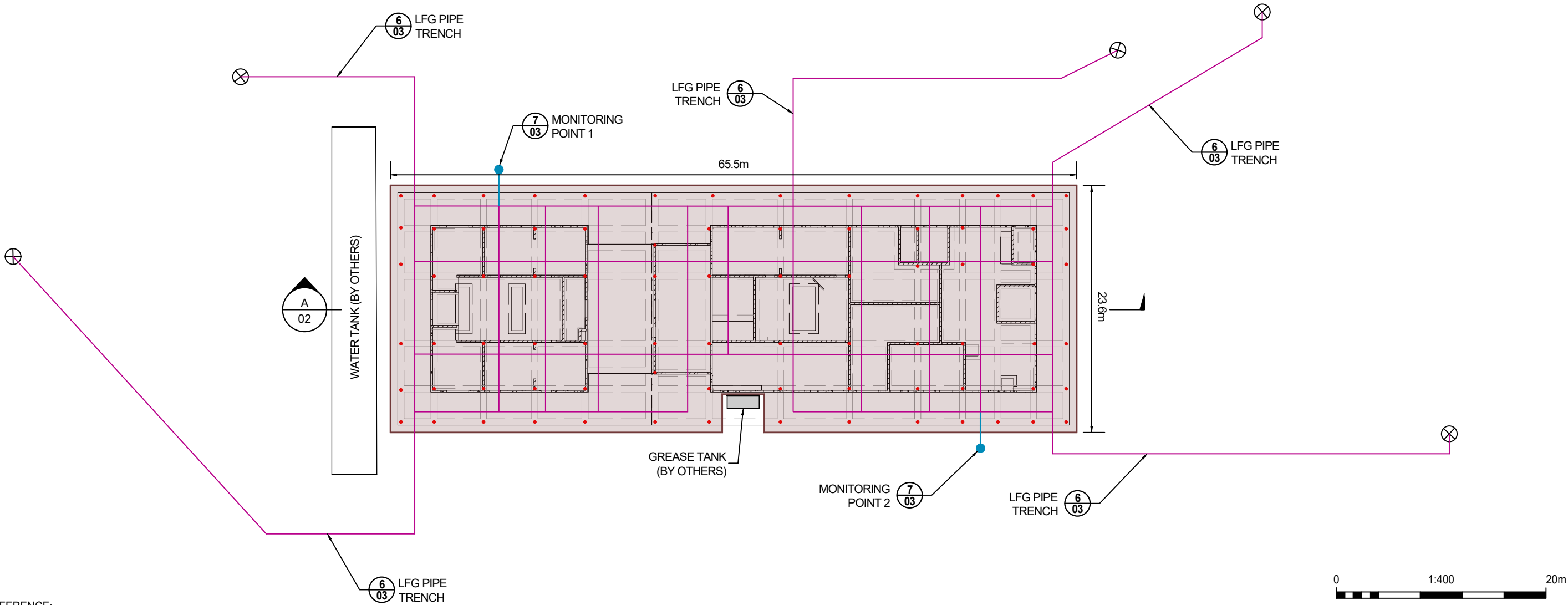


NOTES

- DIMENSIONS IN METRES UNLESS NOTED OTHERWISE.
- LOCATION AND DEPTH OF SERVICES TO BE CONFIRMED BY THE CONTRACTOR PRIOR TO COMMENCEMENT OF WORKS.
- THIS DESIGN IS LIMITED TO LFG SYSTEM AND GEOSYNTHETIC LINER ONLY. ALL OTHER ELEMENTS ARE OUTSIDE THIS SCOPE AND DESIGNED BY OTHERS.
- LOCATIONS OF LFG VENTS AND MONITORING POINTS TO BE CONFIRMED ON SITE BY THE SUPERINTENDENT.

LEGEND

- PILE
- GAS VENT (REFER DETAIL 5 DWG 03)
LOCATIONS TO BE CONFIRMED ON SITE BY THE SUPERINTENDENT
- ANCHOR TRENCH
- LFG COLLECTION PIPE
- GEOSYNTHETIC LINER & DRAINAGE BLANKET



DESIGN REFERENCE:
STUCTURAL DESIGN AS PER DRAWINGS PREPARED BY
NORTHROP CONSULTING ENGINEERS, DATED MARCH 2023.

REV	DATE	DRAWN	CHECKED	APPR'D	REVISION DETAILS	DRAWING STATUS	
						JOB No.	RUN-2303-03
						DATE	29/03/23
						DESIGN BY	CL
						DRAWN BY	EA
						CHECKED BY	CL
						FINAL APPROVAL	SP
1	25/05/23	EA	CL	SP	FOR CONSTRUCTION	SCALE: (on A3 Original) AS SHOWN	
0	04/05/23	EA	CL	SP	FOR CONSTRUCTION		
A	28/04/23	EA	CL	SP	FOR REVIEW		

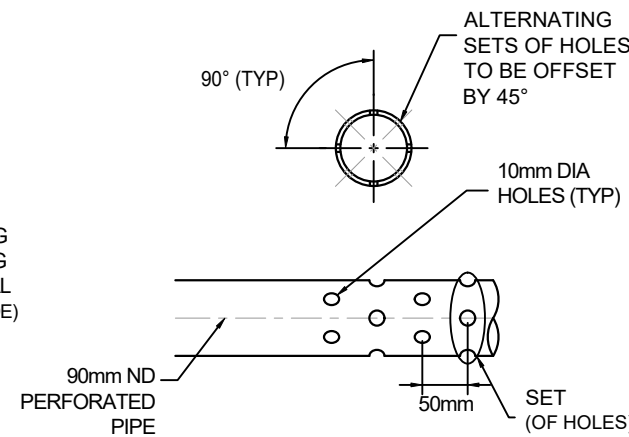
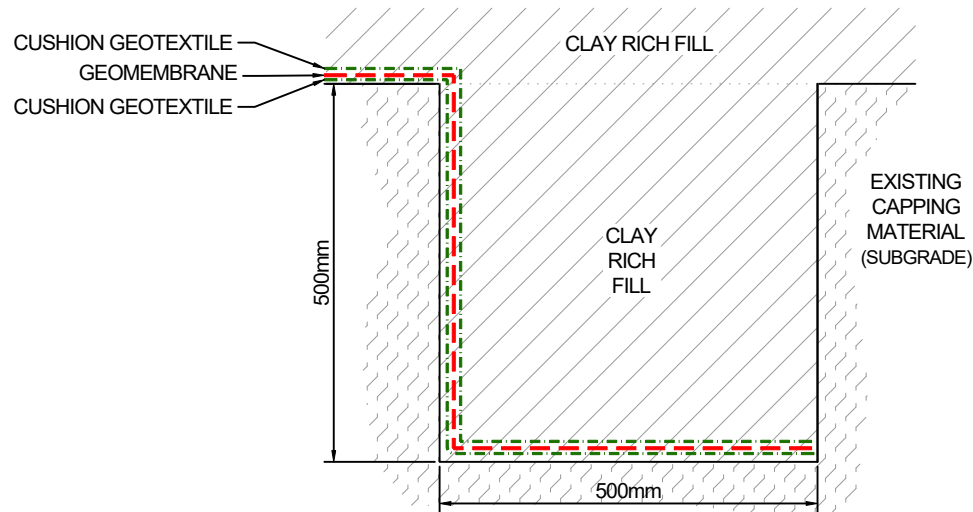
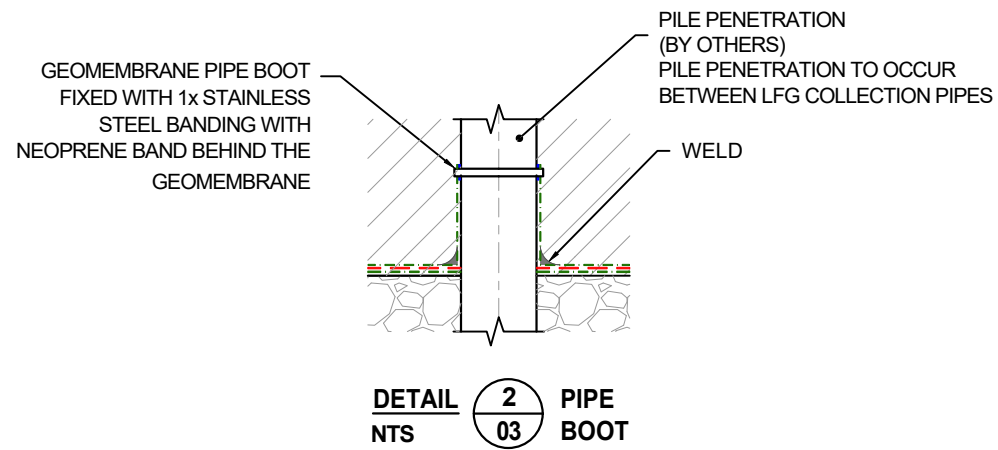
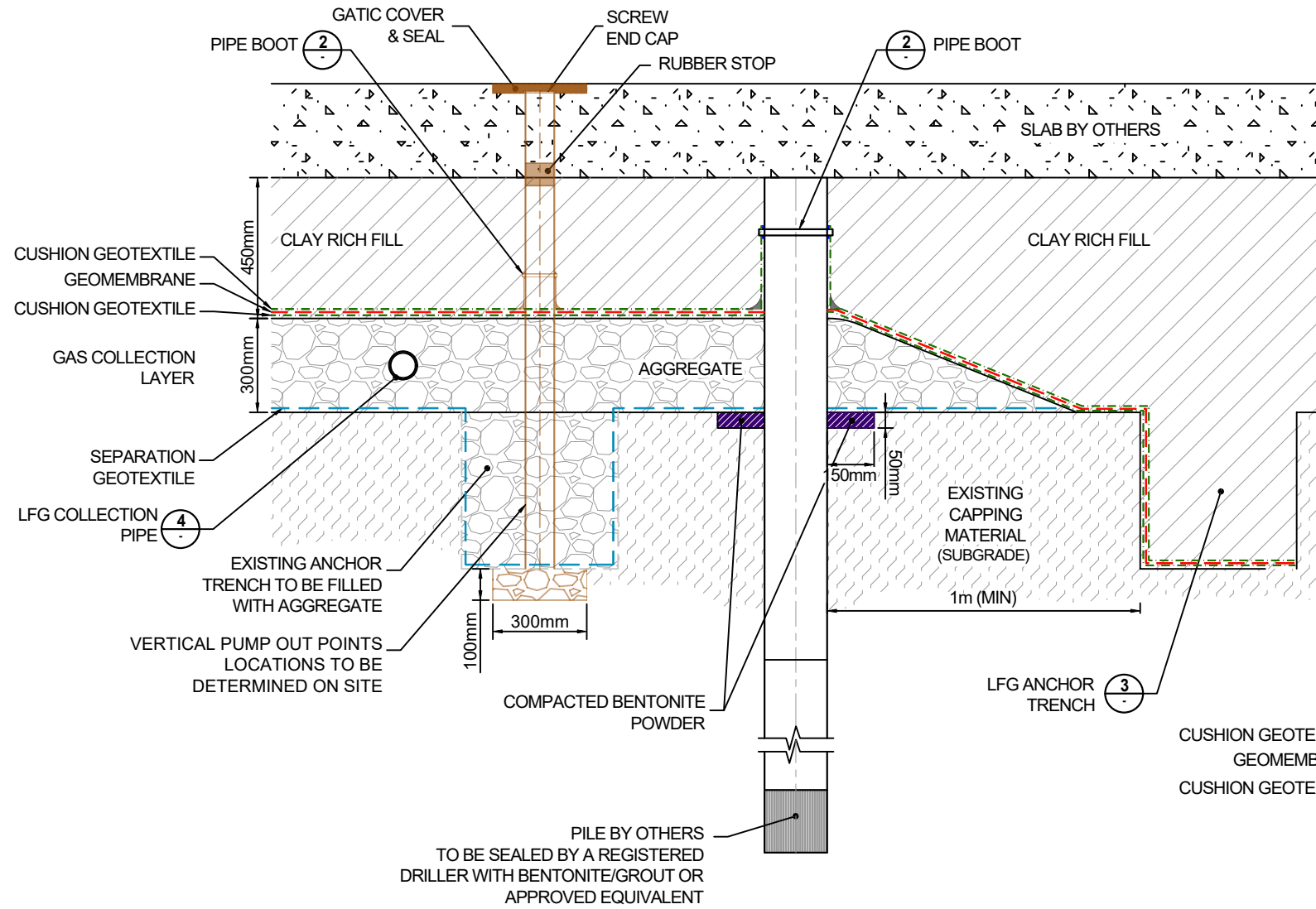
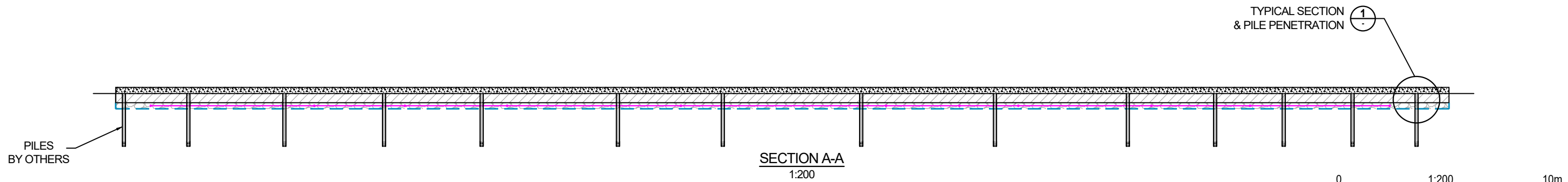


ABN 91 621 076 131
www.greentecconsulting.com.au

Suite 3 14/53 Metroplex Avenue
MURARRIE QLD 4172

PROJECT TITLE	
GIPPS STREET RECREATION PRECINCT GIPPS STREET, CLAREMONT MEADOWS, NSW 2747	
CLIENT	RUN ENERGY

FOR CONSTRUCTION			
DRAWING TITLE			
AMENITIES BLOCK LINER & GAS SYSTEM LAYOUT PLAN			
PROJECT NO.	DRAWING NO.	REV	
RUN-2303-03	DWG 01	1	



NOTE:
PIPE SIZE AND HOLE SPACING BY OTHERS.

FOR CONSTRUCTION

REVISION DETAILS						DRAWING STATUS	
REV	DATE	DRAWN	CHECKED	APPRD		JOB No.	RUN-2303-03
						DATE	29/03/23
						DESIGN BY	CL
						DRAWN BY	EA
						CHECKED BY	CL
						FINAL APPROVAL	SP
2	24/05/23	EA	CL	SP	FOR CONSTRUCTION	SCALE: (on A3 Original) AS SHOWN	
1	16/05/23	EA	CL	SP	FOR CONSTRUCTION		
0	04/05/23	EA	CL	SP	FOR CONSTRUCTION		
A	28/04/23	EA	CL	SP	FOR REVIEW		

ABN 91 621 076 131
www.greentecconsulting.com.au

Suite 3 14/53 Metroplex Avenue
MURARRIE QLD 4172

PROJECT TITLE	
GIPPS STREET RECREATION PRECINCT GIPPS STREET, CLAREMONT MEADOWS, NSW 2747	
CLIENT	
RUN ENERGY	

DRAWING TITLE		
AMENITIES BLOCK LINER & GAS SYSTEM SECTION & DETAILS SHEET 1 OF 2		
PROJECT NO.	DRAWING NO.	REV
RUN-2303-03	DWG 02	2



-
- Diagram illustrating the cross-section of a trench for LFG collection and monitoring. The diagram shows the following components and layers:
- SLAB BY OTHERS:** The top layer, likely a concrete or asphalt slab.
 - CLAY RICH FILL:** The material immediately below the slab.
 - AGGREGATE:** A layer of aggregate material below the clay-rich fill.
 - LFG COLLECTION PIPE:** A pipe (labeled 4 02) that runs horizontally through the aggregate layer.
 - PIPE BOOT:** A vertical connection (labeled 2 02) that allows the collection pipe to pass through the aggregate layer.
 - LFG ANCHOR TRENCH:** A trench (labeled 3 02) that provides a secure anchor for the pipe.
 - EXISTING CAPPING MATERIAL (SUBGRADE):** The material below the aggregate layer.
 - GATIC COVER:** A cover (labeled 1 02) that is placed over the pipe.
 - RUBBER STOP & SAMPLING PORT:** A port (labeled 5 02) that allows for sampling of the gas.
 - LOCATION OF MONITORING POINT TO BE CONFIRMED ON SITE:** A point (labeled 6 02) that indicates the location of the monitoring point.

DETAIL **7** **MONITORING POINT**
NTS **01**

FOR CONSTRUCTION		
DRAWING TITLE	AMENITIES BLOCK LINER & GAS SYSTEM SECTION & DETAILS SHEET 2 OF 2	
PROJECT NO.	DRAWING NO.	REV
RUN-2303-03	DWG 03	0