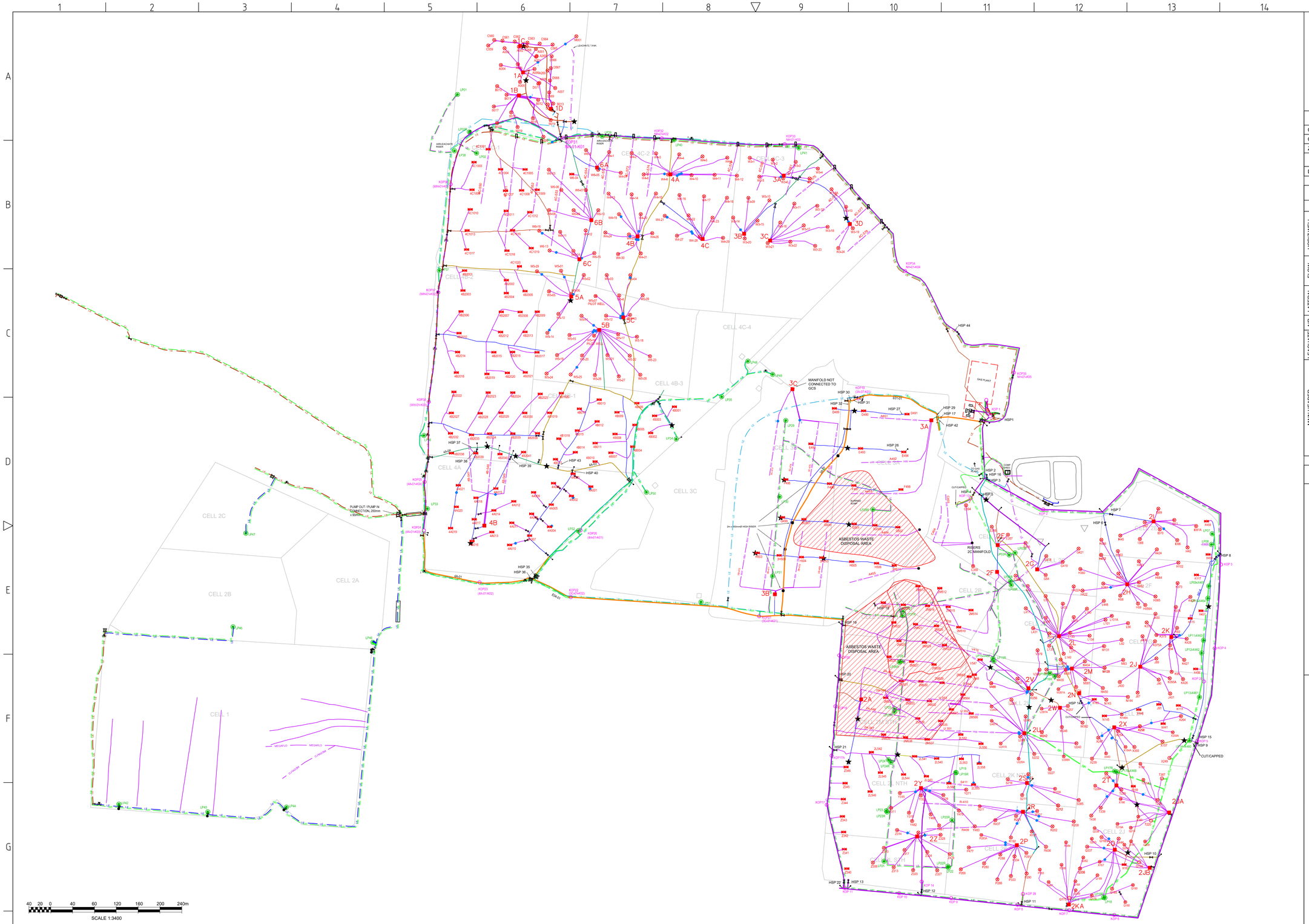

N

MAPPING INFORMATION	
COORDINATE SYSTEM:	MAP GRID OF AUSTRALIA
COORDINATE UNITS:	METRES
ZONE:	55
NEARMAP INFORMATION	
DATE:	16/05/2024

FIELD SUMMARY

PIPE SIZE		LENGTH	ITEM	TOTAL
HORIZ WELL	63mm	0		0
	90mm	0		0
	110mm	0		0
	125mm	0		0
	160mm	0		0
	200mm	0		0
FLOW	63mm	0		0
	90mm	0		0
	110mm	0		0
	125mm	0		0
LATERAL	90mm	0		0
	125mm	0		0
	160mm	0		0
	200mm	0		0
AIR	32mm	0	KOP	0
	63mm	0		0
LEACHATE	90mm	0		0
	110mm	0		0
	160mm	0		0
	200mm	0		0
MAIN HEADER	90mm	0		0
	110mm	0		
	125mm	0		
	160mm	0		
	200mm	0		
	225mm	0		
	250mm	0		
	280mm	0		
	315mm	0		
	355mm	0		
	400mm	0		
	450mm	0		
	500mm	0		

LEGEND

- WELL
- PILOT WELL
- MONITORING BORE
- WELLHEAD STATION - STANDARD
- J TRAP
- BAROMETRIC TRAP
- ISOLATION VALVE
- AIR RELIEF VALVE
- PIT PUMPOUT
- LEACHATE SUMP / RISER PIPES
- STANDALONE WELL
- METER RUN
- KOP — KNOCK OUT POT
- DUAL PURPOSE WELL
- FLARE / POWER STATION
- A — WELLHEAD STATION NAME
- A125 — WELL NUMBER
- MP1−1 — MAIN GAS PIPE
- HEADER MARKER

- FENCE LINE
- CELL BOUNDARY
- COMMUNICATION
- POWER
- 32mm AIR LINE
- 63mm AIR LINE
- 63mm LEACHATE LINE
- 90mm LEACHATE LINE
- 110mm LEACHATE LINE
- 125mm LEACHATE LINE
- 160mm LEACHATE LINE
- 200mm LEACHATE LINE
- 90mm HORIZONTAL WELL
- 90mm MAIN/LATERAL HEADER
- 125mm MAIN/LATERAL HEADER
- 140mm MAIN/LATERAL HEADER
- 160mm MAIN/LATERAL HEADER
- 180mm MAIN/LATERAL HEADER
- 200mm MAIN HEADER
- 225mm MAIN HEADER
- 250mm MAIN HEADER
- 280mm MAIN HEADER
- 315mm MAIN HEADER
- 355mm MAIN HEADER
- 400mm MAIN HEADER
- 450mm MAIN HEADER
- 500mm MAIN HEADER

REVISION HISTORY

REV	DESCRIPTION	BY	CKD	APP	DATE
69	ADDED RELIEF VALVE ON LEACHATE LINE TO LP34, 35, 40, 41	ZB	RB	RB	6/11/2024
68	ADDED LP49, AIR / LEACHATE LINES	ZB	RB	RB	29/10/2024
67	450mm HEADER BETWEEN STG3, STG4 RELOCATED.	ZB	RB	RB	13/09/2024
66	ADDED 2M WELL CONNECTIONS, ASBESTOS BOUNDARY	ZB	RB	RB	5/09/2024
65	ADDED HORIZONTALS IN CELL 1	ZB	RB	RB	16/08/2024

REVISION HISTORY

REV	DESCRIPTION	BY	CKD	APP	DATE
64	ADDED MISSING VALVE IN STAGE 4	ZB	RB	RB	26/07/2024
63	ADDED 450mm MAIN HEADER IN STAGE 4	ZB	RB	RB	8/07/2024
62	ADDED GCS INSTALLATION 100 x WELLS, HEADERS	ZB	RB	RB	3/07/2024
61	ADDED AIR, LEACHATE, SUMPS IN CELLS 1,2 AND 3	ZB	RB	RB	11/06/2024
60	REROUTED STAGE 3 AIR/LEACHATE LINES TO LP28R	ZB	RB	RB	12/04/2024

runenergy

199C OSBORNE AVE, CLAYTON STH, VIC 3169
PH: (03) 9538 6200
www.runenergy.com

PROJECT: MELBOURNE REGIONAL LANDFILL

DRAWING TITLE: MRL ASBUILT SITE LAYOUT

DRAWING No:	MRL-GCS-001
DRAWING TYPE:	AS BUILT
DRAWN: ZB	CKD: RB
DATE: 06/11/2024	APP: RB
DESIGNED: RB	APP DATE: 06/11/2024
SCALE: 1:3400	SHEET: 1 of 3 · REV: 69 · SIZE: A1

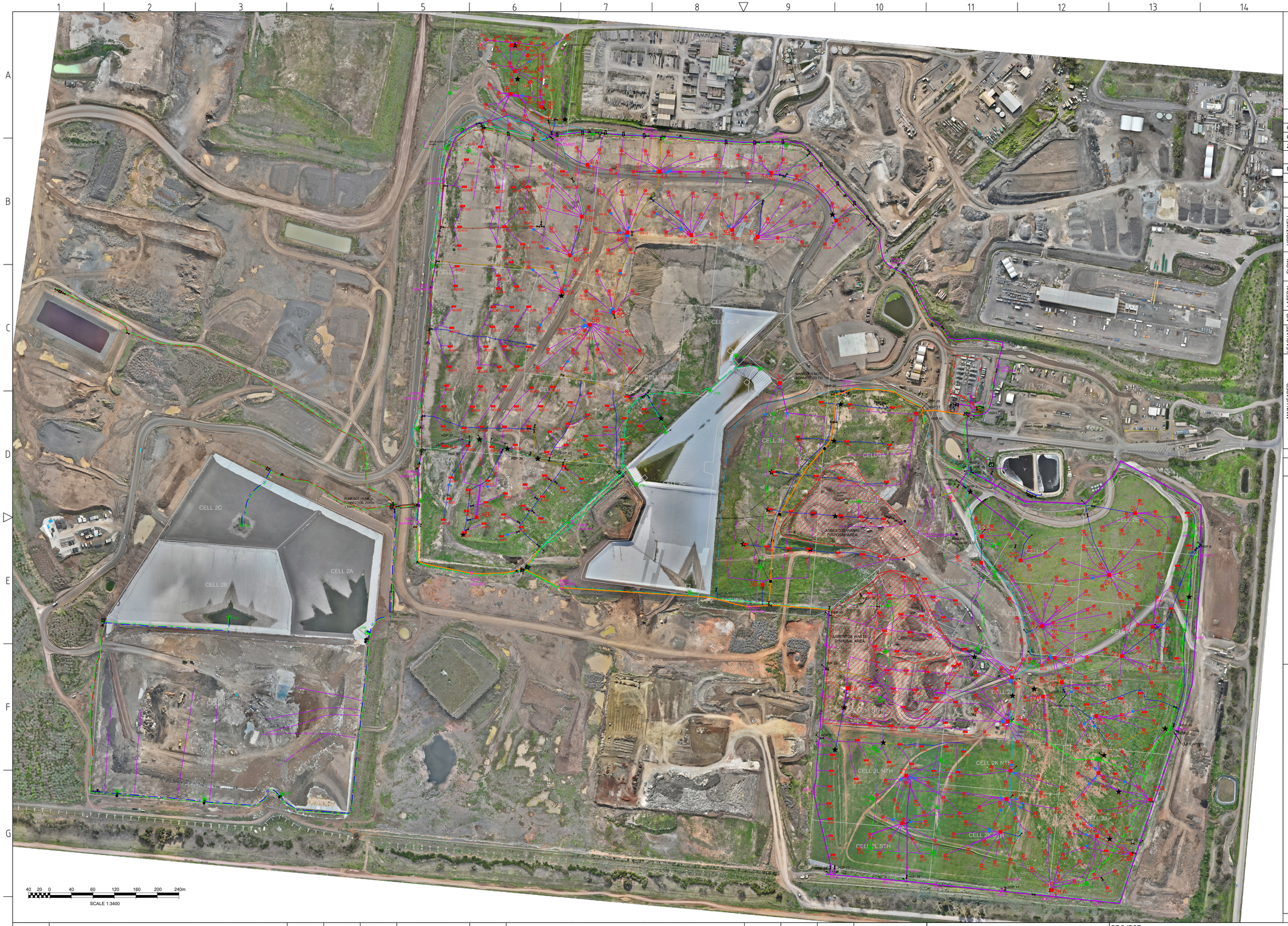

N

MAPPING INFORMATION	
COORDINATE SYSTEM:	MAP GRID OF AUSTRALIA
COORDINATE UNITS:	METRES
ZONE:	55
NEARMAP INFORMATION	
DATE:	16/05/2024

FIELD SUMMARY

	PIPE SIZE	LENGTH	ITEM	TOTAL
HORIZ WELL	63mm	0		0
	90mm	0		0
	110mm	0		0
	125mm	0		0
	160mm	0		0
	200mm	0		0
FLOW	63mm	0		0
	90mm	0		0
	110mm	0		0
	125mm	0		0
LATERAL	90mm	0		0
	125mm	0		0
	160mm	0		0
	200mm	0		0
AIR	32mm	0	KOP	0
	63mm	0		0
LEACHATE	90mm	0		0
	110mm	0		0
	160mm	0		0
	200mm	0		0
MAIN HEADER	90mm	0		0
	110mm	0		
	125mm	0		
	160mm	0		
	200mm	0		
	225mm	0		
	250mm	0		
	280mm	0		
	315mm	0		
	355mm	0		
	400mm	0		
	450mm	0		
	500mm	0		

LEGEND

- WELL
- PILOT WELL
- MONITORING BORE
- WELLHEAD STATION - STANDARD
- J TRAP
- BAROMETRIC TRAP
- ISOLATION VALVE
- AIR RELIEF VALVE
- PIT PUMPOUT
- LEACHATE SUMP / RISER PIPES
- STANDALONE WELL
- METER RUN
- KOP — KNOCK OUT POT
- DUAL PURPOSE WELL
- FLARE / POWER STATION
- A — WELLHEAD STATION NAME
- A125 — WELL NUMBER
- MP1 – 1 — MAIN GAS PIPE
- HEADER MARKER

- FENCE LINE
- CELL BOUNDARY
- COMMUNICATION
- POWER
- AIR — 32mm AIR LINE
- AIR — 63mm AIR LINE
- LE — 63mm LEACHATE LINE
- LE — 90mm LEACHATE LINE
- LE — 110mm LEACHATE LINE
- LE — 125mm LEACHATE LINE
- LE — 160mm LEACHATE LINE
- LE — 200mm LEACHATE LINE
- HW — 90mm HORIZONTAL WELL
- 90mm MAIN/LATERAL HEADER
- 125mm MAIN/LATERAL HEADER
- 140mm MAIN/LATERAL HEADER
- 160mm MAIN/LATERAL HEADER
- 180mm MAIN/LATERAL HEADER
- 200mm MAIN HEADER
- 225mm MAIN HEADER
- 250mm MAIN HEADER
- 280mm MAIN HEADER
- 315mm MAIN HEADER
- 355mm MAIN HEADER
- 400mm MAIN HEADER
- 450mm MAIN HEADER
- 500mm MAIN HEADER

REV	DESCRIPTION	BY	CKD	APP	DATE
69	ADDED RELIEF VALVE ON LEACHATE LINE TO LP34, 35, 40, 41	ZB	RB	RB	6/11/2024
68	ADDED LP49, AIR / LEACHATE LINES	ZB	RB	RB	29/10/2024
67	450mm HEADER BETWEEN STG3, STG4 RELOCATED.	ZB	RB	RB	13/09/2024
66	ADDED 2M WELL CONNECTIONS, ASBESTOS BOUNDARY	ZB	RB	RB	5/09/2024
65	ADDED HORIZONTALS IN CELL 1	ZB	RB	RB	16/08/2024

REVISION HISTORY

REV	DESCRIPTION	BY	CKD	APP	DATE
64	ADDED MISSING VALVE IN STAGE 4	ZB	RB	RB	26/07/2024
63	ADDED 450mm MAIN HEADER IN STAGE 4	ZB	RB	RB	8/07/2024
62	ADDED GCS INSTALLATION 100 x WELLS, HEADERS	ZB	RB	RB	3/07/2024
61	ADDED AIR, LEACHATE, SUMPS IN CELLS 1,2 AND 3	ZB	RB	RB	11/06/2024
60	REROUTED STAGE 3 AIR/LEACHATE LINES TO LP28R	ZB	RB	RB	12/04/2024

REVISION HISTORY

runenergy
199C OSBORNE AVE, CLAYTON STH, VIC 3169
PH: (03) 9538 6200
www.runenergy.com

PROJECT: MELBOURNE REGIONAL LANDFILL

DRAWING TITLE: MRL ASBUILT SITE LAYOUT

DRAWING No:	MRL-GCS-001
DRAWING TYPE:	AS BUILT
DRAWN: ZB	CKD: RB
DATE: 06/11/2024	APP: RB
DESIGNED: RB	APP DATE: 06/11/2024
SCALE: 1:3400	SHEET: 1 of 3
REV: 69	SIZE: A1

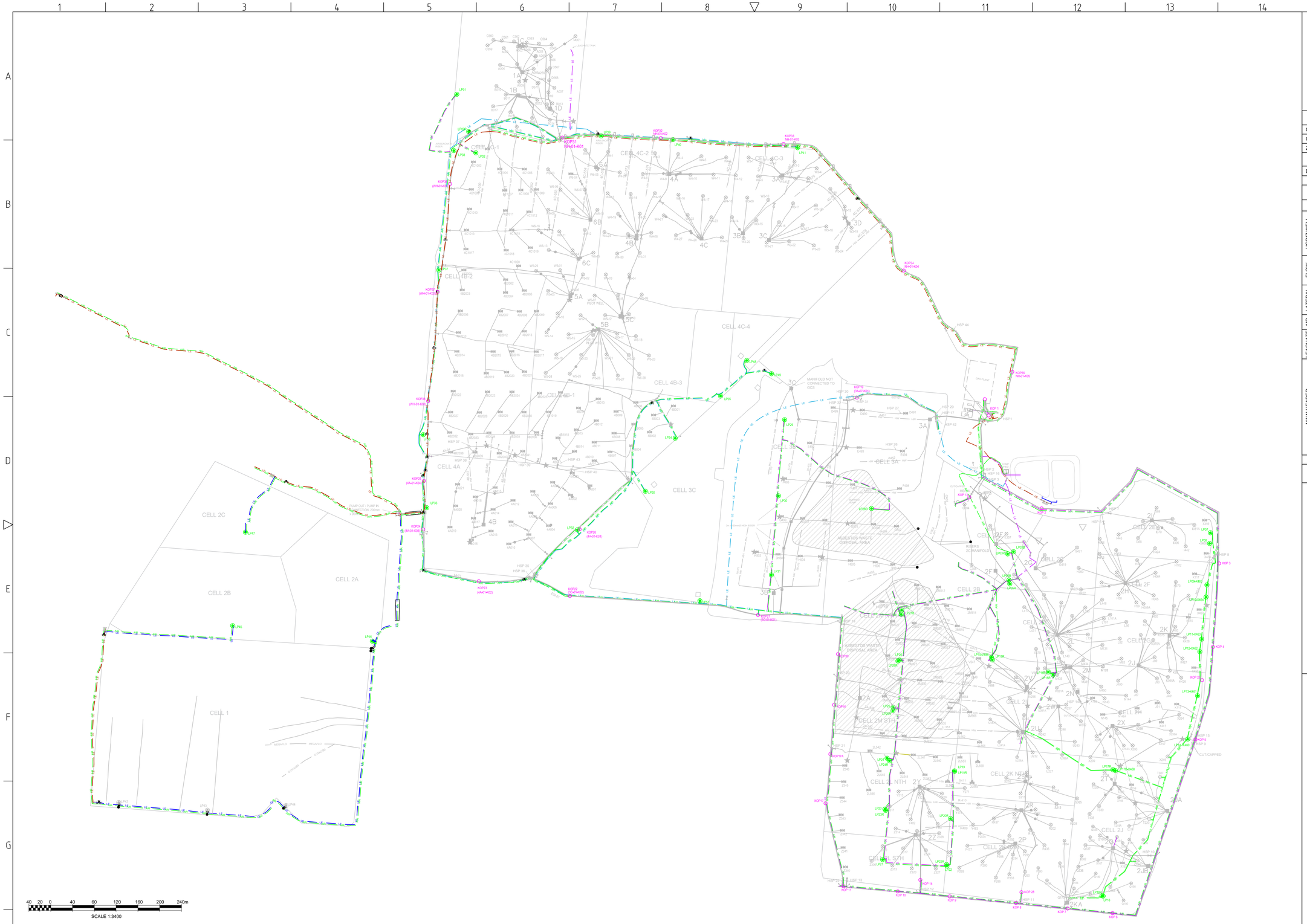

N

MAPPING INFORMATION	
COORDINATE SYSTEM:	MAP GRID OF AUSTRALIA
COORDINATE UNITS:	METRES
ZONE:	55
NEARMAP INFORMATION	
DATE:	16/05/2024

FIELD SUMMARY

PIPE SIZE		LENGTH	ITEM	TOTAL
HORIZ WELL	63mm	0		0
	90mm	0		0
	110mm	0		0
	125mm	0		0
	160mm	0		0
	200mm	0		0
FLOW	63mm	0		0
	90mm	0		0
	110mm	0		0
	125mm	0		0
LATERAL	90mm	0		0
	125mm	0		0
	160mm	0		0
	200mm	0		0
AIR	32mm	0		0
	63mm	0		0
LEACHATE	63mm	0		0
	90mm	0		0
	125mm	0		0
	160mm	0		0
MAIN HEADER	90mm	0		0
	110mm	0		
	125mm	0		
	160mm	0		
	200mm	0		
	225mm	0		
	250mm	0		
	280mm	0		
	315mm	0		
	355mm	0		
	400mm	0		
	450mm	0		
	500mm	0		

LEGEND

- WELL
- PILOT WELL
- MONITORING BORE
- WELLHEAD STATION - STANDARD
- J TRAP
- BAROMETRIC TRAP
- ISOLATION VALVE
- AIR RELIEF VALVE
- PIT PUMPOUT
- LEACHATE SUMP / RISER PIPES
- STANDALONE WELL
- METER RUN
- KOP — KNOCK OUT POT
- DUAL PURPOSE WELL
- FLARE / POWER STATION
- A — WELLHEAD STATION NAME
- A125 — WELL NUMBER
- MP1–1 — MAIN GAS PIPE
- HEADER MARKER

- FENCE LINE
- CELL BOUNDARY
- COMMUNICATION
- POWER
- 32mm AIR LINE
- 63mm AIR LINE
- 63mm LEACHATE LINE
- 90mm LEACHATE LINE
- 110mm LEACHATE LINE
- 125mm LEACHATE LINE
- 160mm LEACHATE LINE
- 200mm LEACHATE LINE
- 90mm HORIZONTAL WELL
- 90mm MAIN/LATERAL HEADER
- 125mm MAIN/LATERAL HEADER
- 140mm MAIN/LATERAL HEADER
- 160mm MAIN/LATERAL HEADER
- 180mm MAIN/LATERAL HEADER
- 200mm MAIN HEADER
- 225mm MAIN HEADER
- 250mm MAIN HEADER
- 280mm MAIN HEADER
- 315mm MAIN HEADER
- 355mm MAIN HEADER
- 400mm MAIN HEADER
- 450mm MAIN HEADER
- 500mm MAIN HEADER

REVISION HISTORY

REV	DESCRIPTION	BY	CKD	APP	DATE
69	ADDED RELIEF VALVE ON LEACHATE LINE TO LP34, 35, 40, 41	ZB	RB	RB	6/11/2024
68	ADDED LP49, AIR / LEACHATE LINES	ZB	RB	RB	29/10/2024
67	450mm HEADER BETWEEN STG3, STG4 RELOCATED.	ZB	RB	RB	13/09/2024
66	ADDED 2M WELL CONNECTIONS, ASBESTOS BOUNDARY	ZB	RB	RB	5/09/2024
65	ADDED HORIZONTALS IN CELL 1	ZB	RB	RB	16/08/2024

REVISION HISTORY

REV	DESCRIPTION	BY	CKD	APP	DATE
64	ADDED MISSING VALVE IN STAGE 4	ZB	RB	RB	26/07/2024
63	ADDED 450mm MAIN HEADER IN STAGE 4	ZB	RB	RB	8/07/2024
62	ADDED GCS INSTALLATION 100 x WELLS, HEADERS	ZB	RB	RB	3/07/2024
61	ADDED AIR, LEACHATE, SUMPS IN CELLS 1,2 AND 3	ZB	RB	RB	11/06/2024
60	REROUTED STAGE 3 AIR/LEACHATE LINES TO LP28R	ZB	RB	RB	12/04/2024

runenergy
199C OSBORNE AVE, CLAYTON STH, VIC 3169
PH: (03) 9538 6200
www.runenergy.com

PROJECT: MELBOURNE REGIONAL LANDFILL

DRAWING TITLE: MRL-GCS_LEACHATE EXTRACTION SITE LAYOUT

DRAWING No:	MRL-GCS-001		
DRAWING TYPE:	AS BUILT		
DRAWN: ZB	CKD: RB		
DATE: 06/11/2024	APP: RB		
DESIGNED: RB	APP DATE: 06/11/2024		
SCALE: 1:3400	SHEET: 2 of 3	REV: 69	SIZE: A1

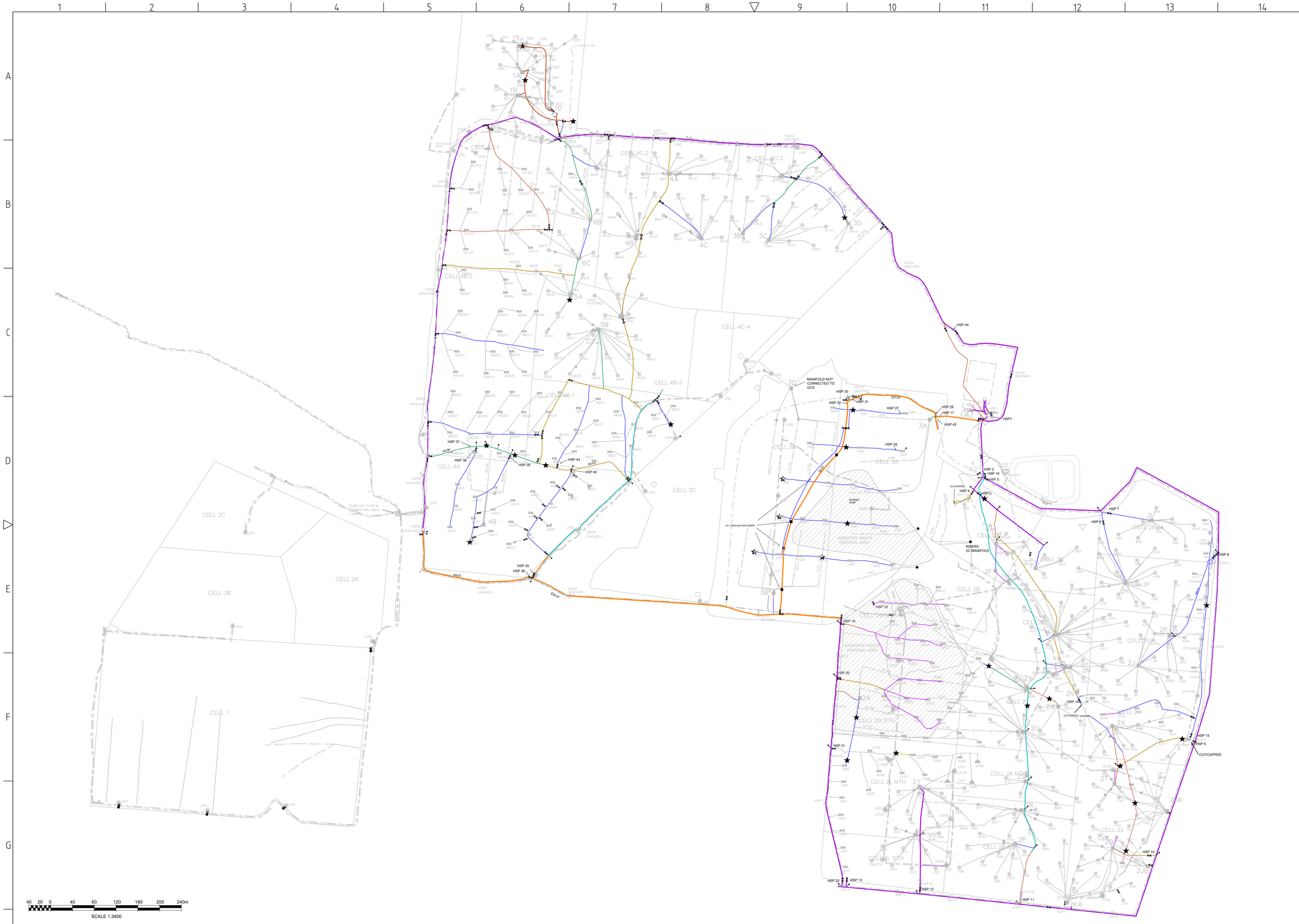

N

MAPPING INFORMATION	
COORDINATE SYSTEM:	MAP GRID OF AUSTRALIA
COORDINATE UNITS:	METRES
ZONE:	55
NEARMAP INFORMATION	
DATE:	16/05/2024

FIELD SUMMARY

	PIPE SIZE	LENGTH	ITEM	TOTAL
HORIZ WELL	63mm	0		0
	90mm	0		0
	110mm	0		0
	125mm	0		0
	160mm	0		0
	200mm	0		0
FLOW	63mm	0		0
	90mm	0		0
	110mm	0		0
	125mm	0		0
LATERAL	90mm	0		0
	125mm	0		0
	160mm	0		0
	200mm	0		0
AIR	32mm	0	KOP	0
	63mm	0		0
LEACHATE	63mm	0		0
	90mm	0		0
	125mm	0		0
	160mm	0		0
MAIN HEADER	90mm	0		0
	110mm	0		
	125mm	0		
	160mm	0		
	200mm	0		
	225mm	0		
	250mm	0		
	280mm	0		
	315mm	0		
	355mm	0		
	400mm	0		
	450mm	0		
	500mm	0		

LEGEND

- WELL
- PILOT WELL
- MONITORING BORE
- WELLHEAD STATION - STANDARD
- J TRAP
- BAROMETRIC TRAP
- ISOLATION VALVE
- AIR RELIEF VALVE
- PIT PUMPOUT
- LEACHATE SUMP / RISER PIPES
- STANDALONE WELL
- METER RUN
- KOP — KNOCK OUT POT
- DUAL PURPOSE WELL
- FLARE / POWER STATION
- A — WELLHEAD STATION NAME
- A125 — WELL NUMBER
- MP1 – 1 — MAIN GAS PIPE
- HEADER MARKER

- FENCE LINE
- CELL BOUNDARY
- COMMUNICATION
- POWER
- 32mm AIR LINE
- 63mm AIR LINE
- 63mm LEACHATE LINE
- 90mm LEACHATE LINE
- 110mm LEACHATE LINE
- 125mm LEACHATE LINE
- 160mm LEACHATE LINE
- 200mm LEACHATE LINE
- 90mm HORIZONTAL WELL
- 90mm MAIN/LATERAL HEADER
- 125mm MAIN/LATERAL HEADER
- 140mm MAIN/LATERAL HEADER
- 160mm MAIN/LATERAL HEADER
- 180mm MAIN/LATERAL HEADER
- 200mm MAIN HEADER
- 225mm MAIN HEADER
- 250mm MAIN HEADER
- 280mm MAIN HEADER
- 315mm MAIN HEADER
- 355mm MAIN HEADER
- 400mm MAIN HEADER
- 450mm MAIN HEADER
- 500mm MAIN HEADER

REVISION HISTORY

REV	DESCRIPTION	BY	CKD	APP	DATE
69	ADDED RELIEF VALVE ON LEACHATE LINE TO LP34, 35, 40, 41	ZB	RB	RB	6/11/2024
68	ADDED LP49, AIR / LEACHATE LINES	ZB	RB	RB	29/10/2024
67	450mm HEADER BETWEEN STG3, STG4 RELOCATED.	ZB	RB	RB	13/09/2024
66	ADDED 2M WELL CONNECTIONS, ASBESTOS BOUNDARY	ZB	RB	RB	5/09/2024
65	ADDED HORIZONTALS IN CELL 1	ZB	RB	RB	16/08/2024

REVISION HISTORY

REV	DESCRIPTION	BY	CKD	APP	DATE
64	ADDED MISSING VALVE IN STAGE 4	ZB	RB	RB	26/07/2024
63	ADDED 450mm MAIN HEADER IN STAGE 4	ZB	RB	RB	8/07/2024
62	ADDED GCS INSTALLATION 100 x WELLS, HEADERS	ZB	RB	RB	3/07/2024
61	ADDED AIR, LEACHATE, SUMPS IN CELLS 1,2 AND 3	ZB	RB	RB	11/06/2024
60	REROUTED STAGE 3 AIR/LEACHATE LINES TO LP28R	ZB	RB	RB	12/04/2024

runenergy
199C OSBORNE AVE, CLAYTON STH, VIC 3169
PH: (03) 9538 6200
www.runenergy.com

PROJECT: MELBOURNE REGIONAL LANDFILL

DRAWING TITLE: MRL-GCS_MAIN HEADERS SITE LAYOUT

DRAWING No:	MRL-GCS-001
DRAWING TYPE:	AS BUILT
DRAWN: ZB	CKD: RB
DATE: 06/11/2024	APP: RB
DESIGNED: RB	APP DATE: 06/11/2024
SCALE: 1:3400	SHEET: 3 of 3
REV: 69	SIZE: A1